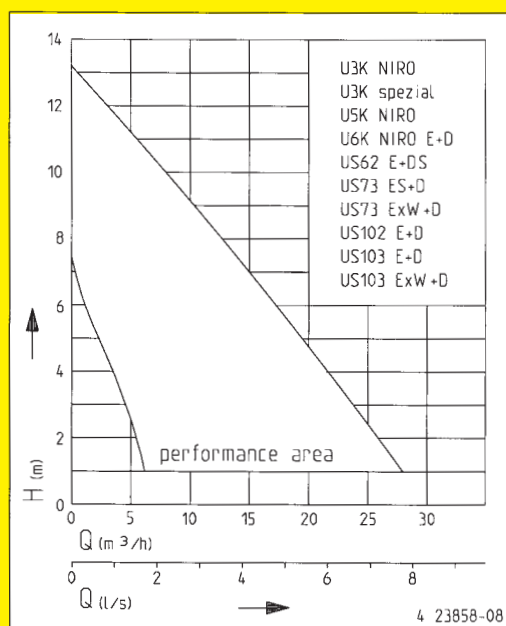


Application

The Baufix 200 is available as an under- and abovefloor sump, which provides good storage capacity. Without a great deal of construction work, it disposes of effluent from laundries, storage or cellar areas. The Baufix 200 can be installed as a single- or also as a duplicate system. The necessary components for installing the pumps form part of the scope of supply. The duplicate system provides increased security in effluent disposal. The two pumps operate either simultaneously, to cope with peak loads, or alternately in the normal operating mode. Control facility is provided by a duplex control unit as per accessories list. The pumps can be selected in accordance with the amount of effluent: the U 3 K NIRO and the U5K NIRO in a single-family house for cellar drainage, the U 6 K NIRO for larger water volumes, pumps from the US Series for multi family houses and commercial use or the US 73 Ex and US 103 Ex for hazardous areas. The resistance of the materials must be checked in advance for commercial applications. The pressure resistant plastic tank is placed without form-work into the concrete base and forms a collecting tank for the underfloor pipework. Installation in areas subject to ground water is not permitted because the connection PE to concrete is not tight against pressing water. The Baufix tank can be adjusted easily and continuously (without stages) to the floor- and tile contour. Application as an above floor sump with odour-proof cover is also possible with the appropriate version. This unit complies to the EN 12050.

We reserve the right to change specifications without notice.
 Pump performance is subject to ISO 9906 tolerances.



- ▶ Odour trap
- ▶ Floor drain
- ▶ Under- and above floor version
- ▶ Single- and double system
- ▶ Complete range of pressure piping with fitted duplex swing-type check valve
- ▶ Level equalizer in stainless steel
- ▶ Extendable chamber neck



Baufix 200

Type	max. h x w x l	Weight	Code No.
Baufix 200 tank underfloor with floor drain and cover, without pump	760 x 760 x 740 mm	20,5 kg	09991
Baufix 200 floor mounted with cover, without pump	770 x 760 x 740 mm	17,5 kg	09976

Performance

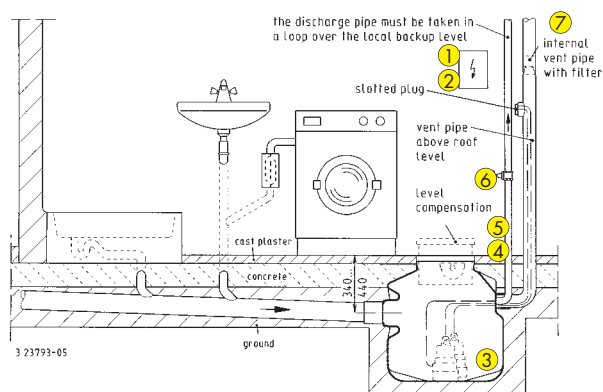
Type	Delivery head H [m]	1	2	3	4	5	6	7	8	9	10	11	12
U 3 K NIRO	Flow rate Q [m ³ /h]	6,5	5,5	5	4	3	1,5						
U 3 K spezial		6,5	5,5	5	4	3	1,5						
U 5 K NIRO		11	10,5	9	7,5	6,5	4,5	2,5					
U 6 K NIRO E		16	14,5	13	11	9,5	7	4,5	2				
U 6 K NIRO D		17	16	15	13,5	11,5	10	7,5	4	0,5			
US 62 E		19	17	15	12	10	8	6	4	2			
US 62 D		22	20	17	15	12	10	8	6	4			
US 73 E		19	17	15	12	10	8	6	4	2			
US 73 D		22	20	17	15	12	10	8	6	4			
US 102 E/D		28	26	23	21	19	17	15	12	10	8	5	2
US 103 E/D		28	26	23	21	19	17	15	12	10	8	5	2
US 73 Ex W		19	17	15	12	10	8	6	4	2			
US 73 Ex D		22	20	17	15	12	10	8	6	4			
US 103 Ex W/D		28	26	23	21	19	17	15	12	10	8	5	2

Important! When installing as a single system, a pump complete with build-in float switch must be chosen.

Electrical data

Baufix tank selectable with type	Type of current	Voltage Volt	Motor rating kW		RPM min ⁻¹	F.L.C. Amp.	Motorprotection	Plug
			P ₁	P ₂				
U 3 K NIRO	1-phase	1N/PE~230	0,32	0,20	2720	1,4		safety-
U 3 K spezial	1-phase	1N/PE~230	0,32	0,20	2720	1,4		safety-
U 5 K NIRO	1-phase	1N/PE~230	0,52	0,38	2716	2,3		safety-
U 6 K NIRO E	1-phase	1N/PE~230	0,70	0,45	2600	3,4		safety-
U 6 K NIRO D	3-phase	3/PE~400	0,75	0,58	2750	1,3		CEE-
US 62 E	1-phase	1N/PE~230	0,83	0,50	2510	3,9		safety-
US 62 D	3-phase	3/PE~400	0,85	0,65	2715	1,4	incorporated in motor	CEE-
US 73 E	1-phase	1N/PE~230	0,83	0,50	2510	3,9		safety-
US 73 D	3-phase	3/PE~400	0,85	0,60	2800	1,4		CEE-
US 102 E	1-phase	1N/PE~230	1,37	0,98	2700	6,0		safety-
US 102 D	3-phase	3/PE~400	1,36	1,06	2740	2,4		CEE-
US 103 E	1-phase	1N/PE~230	1,37	0,98	2700	6,0		safety-
US 103 D	3-phase	3/PE~400	1,36	1,06	2740	2,4		CEE-
US 73 Ex W	1-phase	1N/PE~230	0,83	0,50	2510	3,9	incorporated in motor	without
US 73 Ex D	3-phase	3/PE~400	0,85	0,60	2800	1,4	incorporated in motor	without
US 103 Ex W	1-phase	1N/PE~230	1,37	0,98	2700	6,0	+ winding thermostats	without
US 103 Ex D	3-phase	3/PE~400	1,36	1,06	2740	2,4		without

Installation Baufix 200



In case of installation beneath the backpressure level the pressure tube must be taken in a loop over the local backup level acc. to EN 12056. Besides, it must be secured with a EN 12050-4-proofed swing-type check valve. Additionally we recommend an alarm system.

Accessories

		Code No.	Single-unit	Duplex-unit
	① Alarm system with submersible ball contact switch with 3 m cable, separate, mainsdependent, with potential free contact	16723	●	
	Alarm system , ditto. with 9,5 m cable	24434	●	
	Alarm system for washing machines AW 3 with submersible ball contact switch, with 3 m cable separate, mainsdependent	25090	●	
	Alarm system for washing machines AW 10 ditto. with 9,5 m cable	25091	●	
	Alarm system for washing machines AWO (Plug housing - for alarm forwarding in case of several washing machines)	25233	●	
	Single control unit AD 4 Ex W (only for US 73 Ex W)	25901	●	
	Single control unit AD 8 Ex W (only for US 103 Ex W)	25902	●	
	Single control unit AD 23 Ex (only for US 73 Ex D)	09754	●	
	Single control unit AD 25 Ex (only for US 103 Ex W)	09683	●	
	Auxiliary switch unit ExH-A (only for Ex-pumps)	16720	●	
Submersible switch pack , with mounting device	23857	●		
 	① Duplex control unit BD 00 E (1-phase pumps)	00482		●
	Duplex control unit BD 00 (3-phase pumps)	00299		●
	Duplex control unit BD 23 Ex (only for US 73 Ex D)	09755		●
	Duplex control unit BD 25 Ex (only for US 103 Ex D)	09681		●
	Auxiliary switching unit ExH-B (only for Ex-pumps)	00295		●
	Submersible switch pack , cpl. (with alarm) Control units for duplex unit with the pumps US 73 Ex W and US 103 Ex W on request	23857		●
	② Rechargeable battery for off the line operation of the alarm system	07562	●	●
		③ Seal leak control DKG (only for US-pumps) DKG Ex (only for US 73 Ex + US 103 Ex)	00252 00249	● ●
		④ Cover plate , to be tiled with floor drain in Niro and syphon	24024	●
		⑤ Cover frame , Niro	28118	●
		⑥ Ventilation , special filter c/w casing	27484	●
		⑦ Stop valve , 1½" (DN 40), PN 16	H L D 125 max.60 1½"	●

Mounting arrangement

Floor level compensation

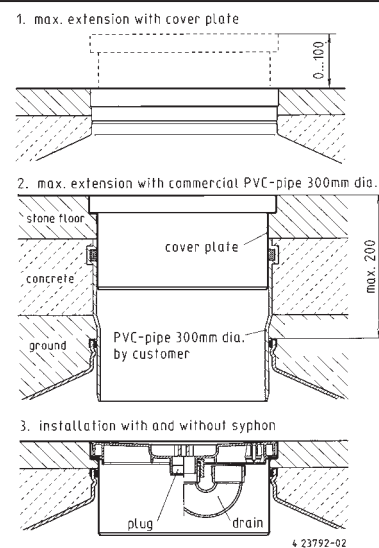
The cover with round throat shoulder in the shaft opening can be aligned vertically and rotationally. Sealing between tank and cover is achieved by a round sealing cord. This makes it possible to adjust the Baufix to the effective top edge of floor coverings laid later e.g. tiles.

Extended floor level compensation (adjusted by the customer)

If required, the installation depth can be additionally increased up to approx. 200 mm by the customer, using a commercial 300 mm dia. PVC pipe. The PVC pipe is inserted into the tank instead of the cover frame. The frame is then pushed into the socket of the PVC pipe.

Odour trap

An odour trap is provided as standard for the floor drain. The necessary syphon components form part of the scope of supply.



Technical data

For under- and above-floor systems

Tank

PE tank (220 l) with connection branches for feed 1x DN 150/100 and 1 x DN 100, a tank venting facility (DN 70) and pressure piping (for 50 mm PVC pipe), level-compensating plastic frame, odour-proof plastic cover (screw fitted) and odour-proof floor drain. When supplied as above floor version, with odour-proof screw on cover.

Installation

Place the under-floor tank into the prepared pit and adjust the frame to the desired position. Afterwards encase the sump with concrete flush with top edge. Insulation, floor pavement and flooring material will be leveled out by the height-adjustable cover.

Screw pipe connections supplied into the pressure pipe connection of the pumps (shorten the pipe lengths as specified). Connect pumps with the flexible pipe connectors to the pre-fitted duplex swing-type check valve in the tank.

Lay connection cables of the pumps and the cable disconnectors through the venting run up to the T-piece (provided by the customer in acc. with the installation drawing). The exit opening is closed with the HT plug supplied. If a ventilation via roof is impossible the special ventilation (accessory, installation drawing) can be used.

Scope of supply

Plastic tank for application of a EN 12050 inspected pump optionally with cover and gasket (above-floor type) or with level equalizing cover with level-compensating plastic frame and attached connection branch, odour trap for the floor drain (below-floor type), pressure pipe and duplex swing-type check valve. **Without pumps.**

