



## S SERIES Mouvex Technology

Eccentric disc pump

### Sealing

Designed without mechanical seals, packing or magnetic drive, the S-Series pumps eliminate leakage.

The transmission mechanism is protected by a tasteless, high-resistance elastomer sleeve meeting FDA requirements.

### Cleaning

The S-series pumps are designed for cleaning in place (CIP and SIP).

The S-series pumps can also be cleaned by hand thanks to their quick and easy opening.


3A certified pump.



### Overall dimensions

Due to its small size and low weight, the S-series pumps are ideal for "baseframe" mountings.

ATEX certified.

 **II 2 G I B** T2, T3, T4, T5 (according to pumped product temperature)

Can run dry in ATEX environment.

**Up to 12 m<sup>3</sup> per hour  
6 bars and 10 bars pressure**



S2



S4C

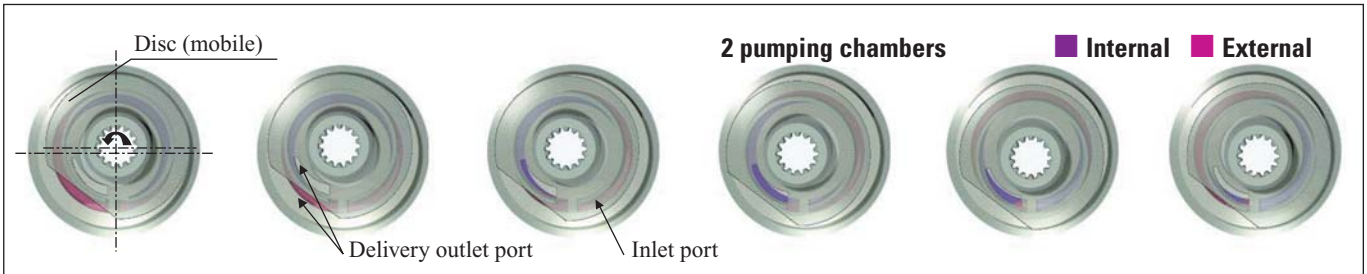


S6C



## Mouvex Technology

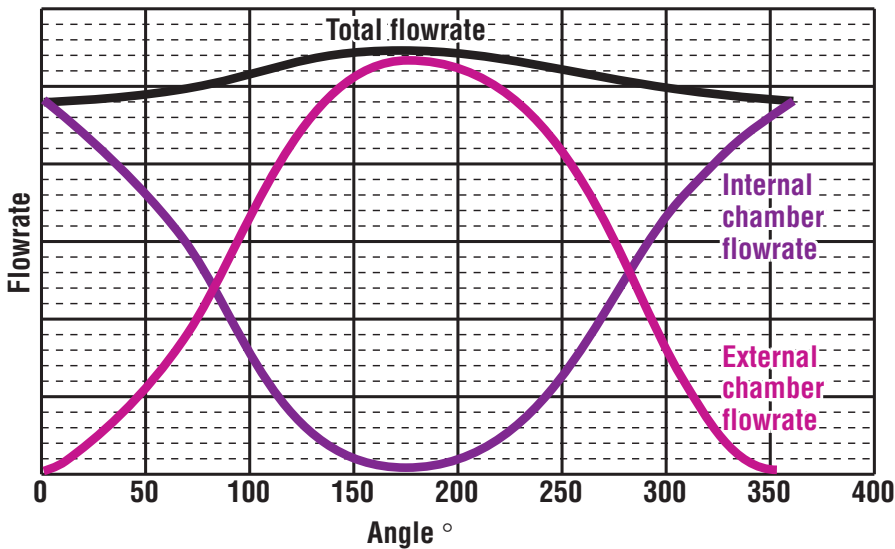
Disc against the cylinder (front view)



Disc against the cylinder (cross section)



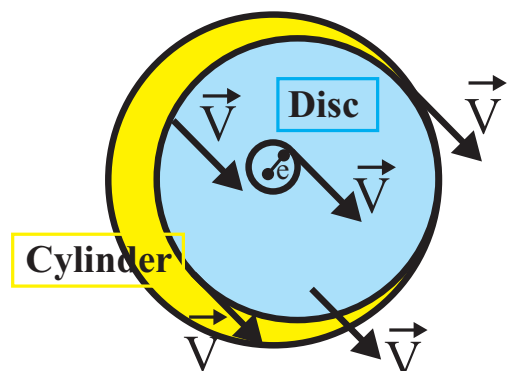
## Low pulsation rate



## Low shearing

Disc displacement in the cylinder

- The disc has an eccentric movement (driven by an eccentric shaft)
- Each point of the disc has the same linear speed
- A circular translation is obtained
- Mouvex Technology allows a flowrate with low linear speed.



$$V = \omega \cdot e$$

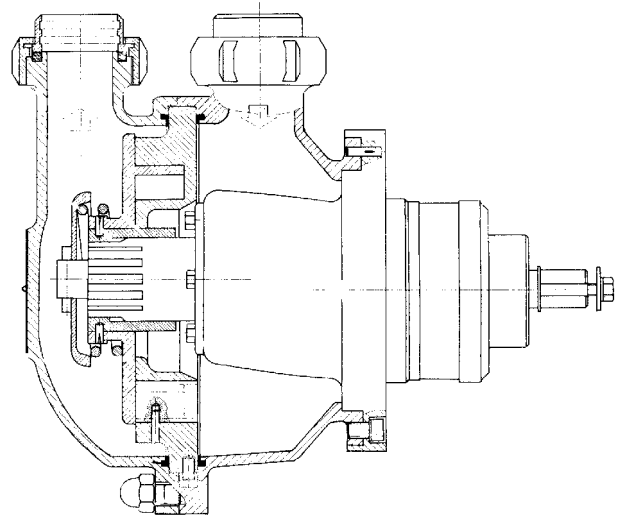
$e$  : excentration of the shaft

$V$  : linear speed


## Main advantages

- Self-priming with strong suction power
- Ability of draining the pipes (Inlet and Outlet)
- Ability of dry running
- Low shearing
- Maintains delivery/pressure performances over time
- Outstanding volumetric efficiency
- Pumped product constantly renewed
- Ability to pump high and low viscosity products
- Output not affected by variation in viscosity
- Low linear speed

## S-SERIES PUMP (cross section)



## Pump without mechanical seal or packing (seal free design)



As per CE Directive (67/548/EEC), the composition of the transmission elastomers does not contain DEHP and/or DBP.



## Pharmaceuticals, cosmetics

### Pumped product unaffected

Shear-sensitive products are safe when pumped with the S-Series pumps thanks to :


- permanent product renewal in the pump body
- the slow movement speed of the disc

### Performances

- Very accurate volume metering enabling precise dosing and mixing for viscous or fluid products
- High-speed priming and self-priming
- Capability to run dry
- Capability to clear the pipes (inlet and outlet)



Ointment, syrup, shampoo, lotion, toothpaste, etc.



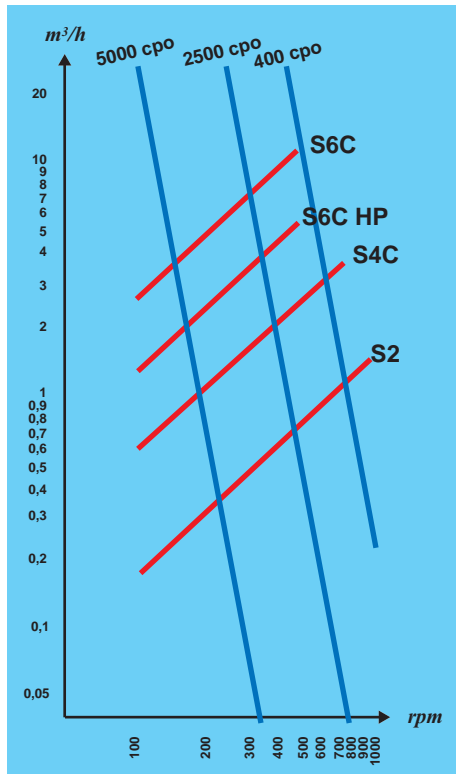
## Food industry



Sauce, yogurt, cream, yeast, flavouring, applesauce, liquid egg, liquid sugar, wine, etc.

# Performances

## S-Series pumps flowrates



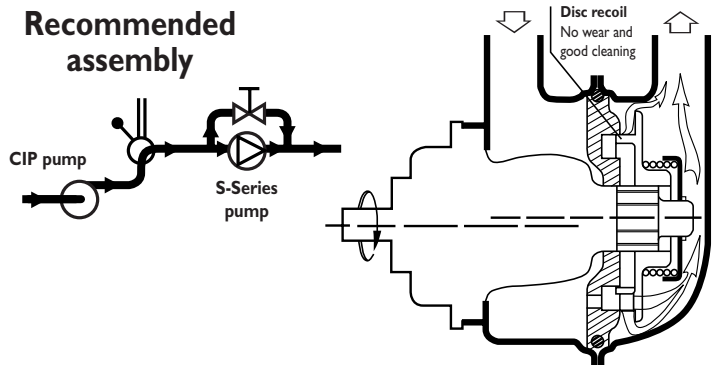
Dynamic viscosity measured by rheomat



## Cleaning in place

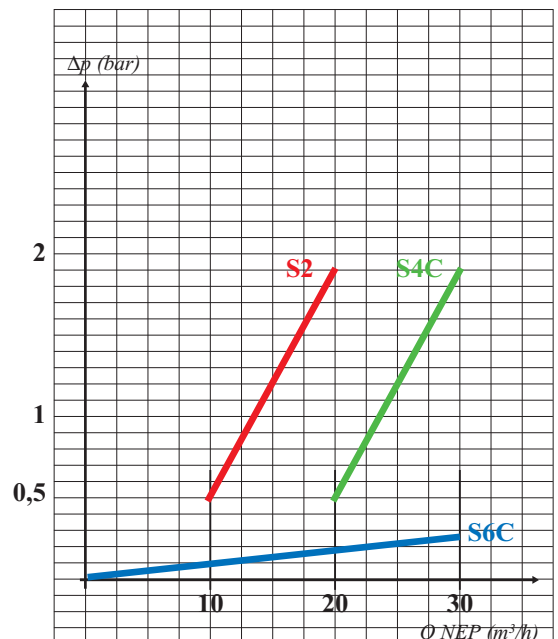
During the “cleaning in place” (CIP) phase, the S-Series pump must be running at low speed (variable speed pump) or be shut down (fixed speed pump) or possibly be running in discontinuous cycles.

The centrifugal pump delivering the cleaning solution must be installed in-line (CIP pump delivery supplying the S pump intake)



## S-Series pump using recommendation during CIP (“cleaning in place”)

	S2	S4C	S6C	
<b>CIP flowrate (m³/h) (delivered by centrifugal)</b>	10	10	20/25	
<b>Use of external by-pass</b>				
<b>CIP flowrate (m³/h)</b>	15	YES	NO	NO
	20	YES	NO	NO
	25	YES	YES	NO
	30	YES	YES	NO
	35	YES	YES	NO
	40	YES	YES	NO





**Illustrations**



S6C on whey



S2 on hot suppository



S2 on liquid sugar



S6C on liquid egg



S4C on toothpaste


## Illustrations



S2 on ointment



S4C and S6C on cosmetic cream



S4C on flavoured milk



S4C on yogurt




S4C on coffee liquor



## Features

S-Series Pumps	S2	S4C	S6C	S2 HP	S6C HP
Max. flowrate (liters/hour)	1500	4000	12000	1100	6000
Max speed (rpm)	900	750	500	900	500
Max. output pressure (bar)	6	6	6	10	10
Max. operating temperature* VITON EPDM	120° C 100° C	120° C 100° C	120° C 100° C	120° C 100° C	120° C 100° C
Interior diameter of ports (mm)	22	35	60	22	60
3-part couplings for tube with external dia. (mm)	38	51	63	38	63
Max. dimension A (mm)	340	340	460	340	460
Max. dimension B (mm)	880	925	1240	880	1240
Max. dimension C (mm)	505	525	670	505	670

\*SIP 120° C (20 minutes) - Please contact us for any other specific characteristics.



## Options

- Choice of couplings
- Mobile unit
- Shroud

Distributed by :

Blackmer reserves the right to modify the information and illustrations contained in this document without prior notice.  
This is a non-contractual document. 05/05  
Printed in FRANCE by Filigrane © 2005 Blackmer

**World Headquarters**  
1809 Century Avenue SW  
Grand Rapids, MI 49503-1530 USA  
T 616.241.1611 F 616.241.3752

**European Headquarters**  
ZI la Plaine des Isles, rue des Caillottes  
89000 Auxerre, FRANCE  
T +33.3.86.49.86.30 F +33.3.86.46.42.10

**Blackmer**  
A DOVER COMPANY

[www.blackmer.com](http://www.blackmer.com)