

# CPS

## FREQUENCY CHANGER

CPS energy savings control system keeps constant delivery when pressure variations occur. CPS is a frequency converter integrated into the pump which adjusts motor speed so as to constantly provide users with the same pressure, even when demand for water changes. The main applications for which CPS offers elevated comfort and benefits are: home pressurization, irrigation, greenhouses, light industry, fountains and creative water displays.

*New!*



- ¥ EASY INSTALLATION
- ¥ ENERGY SAVING
- ¥ SILENT RUNNING
- ¥ RELIABILITY

### Operation

The system consists on an electric pump operated by an electronic control system (speed variator) that enables the delivery of constant pressure by reducing or increasing the flow rate based on water demand. In case of an excessive system pressure decrease, the CPS starts the pump and regulates its speed until the operating pressure is re-established. The pump's speed depends on water demand. If water consumption increases, the control system raises the speed of the pump up to the maximum set value. If water consumption decreases the speed of the pump is reduced up to its minimum. If there is no further water demand the pump stops.

### Applications

- Pressure boosting
- Irrigation
- Industrial washing equipment
- Water distribution
- Building

### Protection devices

- Dry running
- Overtemperature
- Overcurrent
- Frost protection through ext. device

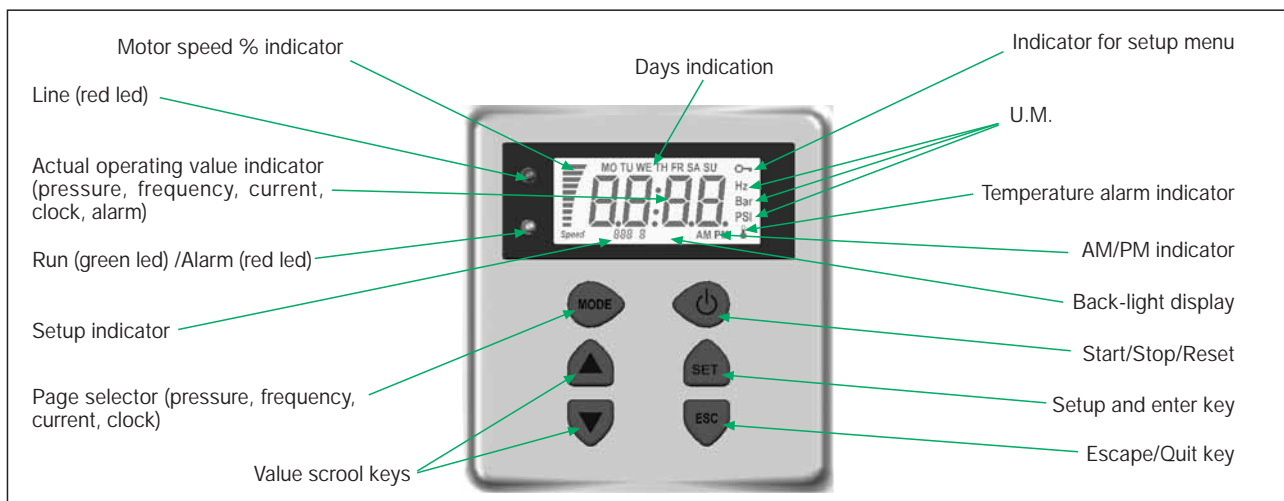
### Technical features

- Power input 1x230 Vac ± 10 %
- Output voltage 3x230 Vac ± 10 %
- Max nominal power 1,5 Kw
- Input frequency 50/60 Hz + 3%
- Max output current 6.5 Amp
- Protection IP55 (in case of installation on motors with a protection ≥ IP55 )
- Max ambient temperature +50°C
- Wave type sinusoidal
- Input filter In compliance with EMC directive
- Pressure transmitter 0 - 5 Volt - 0 - 10 Bar
- Set point 2
- Connections RS 485 port
- Free contacts 3 (ext set point, alarm, system inhibition)

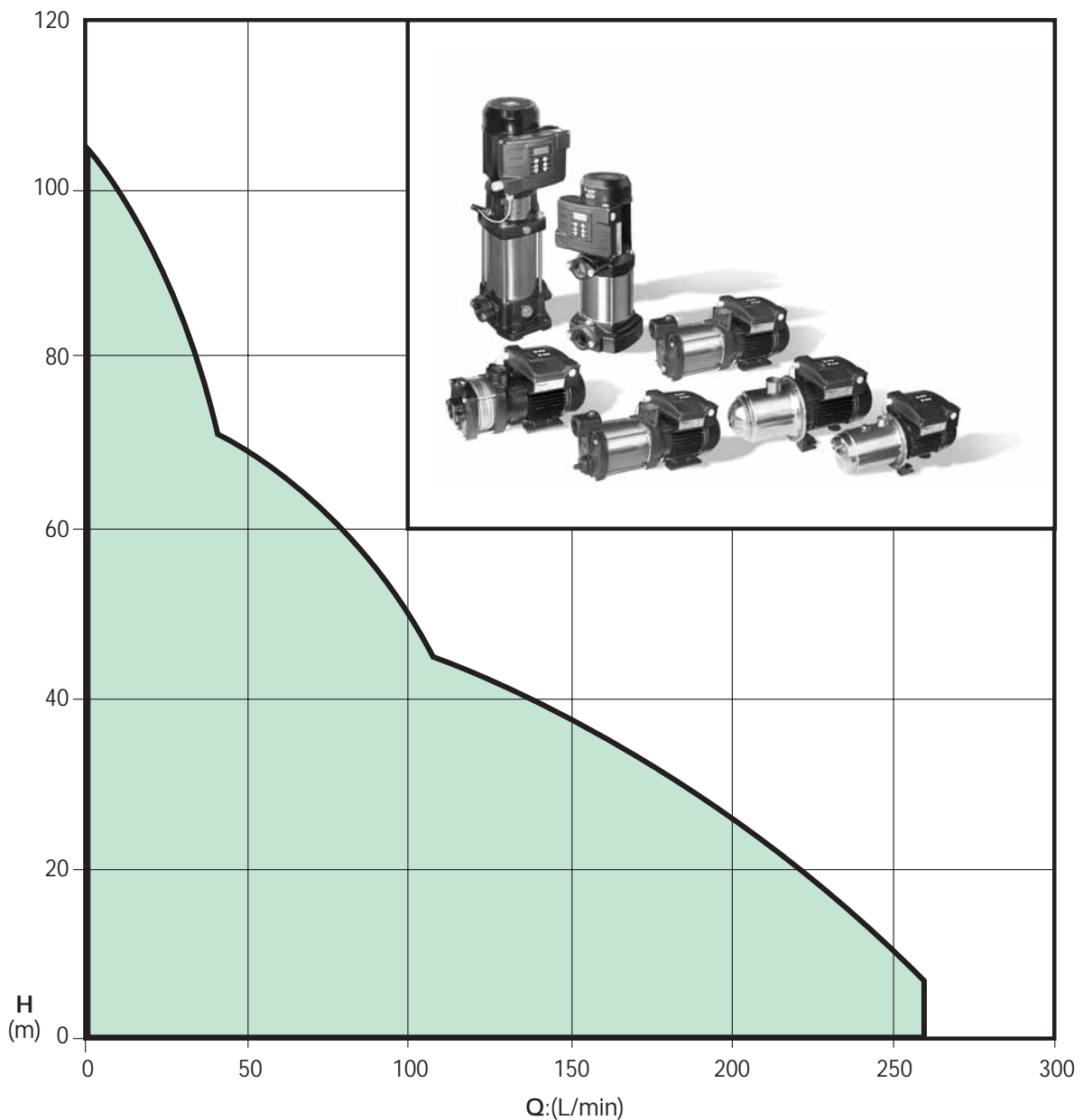
### Versions

VERTICAL	HORIZONTAL	SELF PRIMING
CPS10/VLR 2B-60 A	CPS10/DHI 45	CPS10/MAX 120/60
CPS10/VLR 2B-110 A	CPS10/DHI 27	CPS10/MAX 80/60
CPS10/VLR 4-80 A	CPS10/DHR 9-40	CPS10/MULTINOX-A 200/40
CPS10/VLR 8-40 A	CPS10/DHR 45	CPS10/MULTINOX-A 200/65
CPS10/MULTINOX-VE 200/65	CPS10/MULTINOX 80/48	
CPS10/MULTINOX-VE 200/40	CPS10/MULTINOX 120/60	

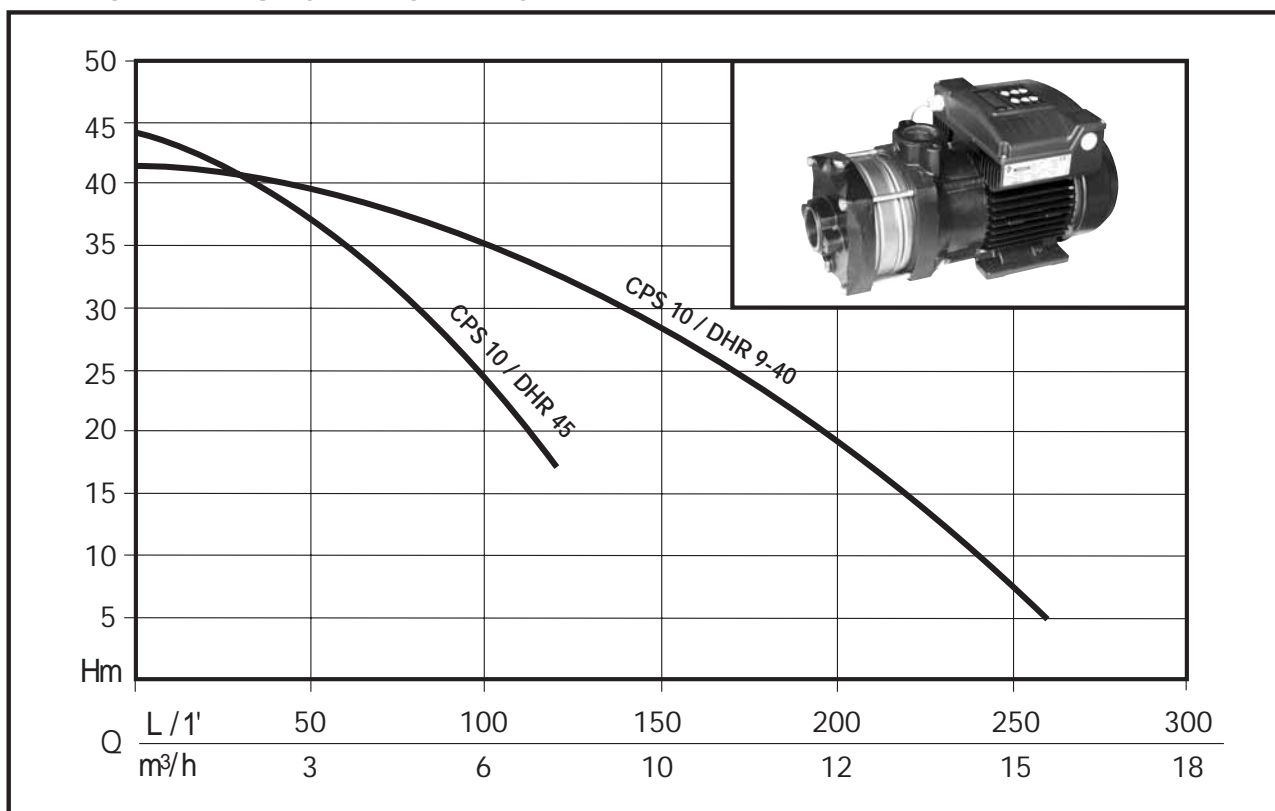
## Control Panel



## Performance range

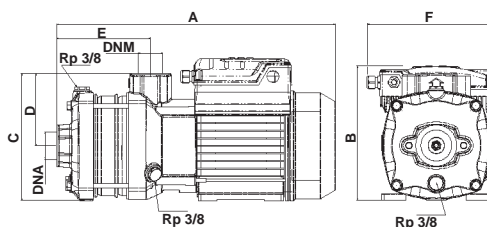


## TABLE OF HYDRAULIC PERFORMANCE



## PUMP PERFORMANCE

CODE	MODEL	Motor Power		VOLTAGE (V)	Amp.	Q	Discharge head in meters									
		HP	kW				L/1'	0	40	60	80	100	120	160	200	240
N4700070	CPS 10 / DHR 45	1,5	0,9	1 ~ 230	10,6	m³/h	0	2,4	3,6	4,8	6	7,2	9,6	12	14,4	15,6
N4700030	CPS 10 / DHR 9-40	1,74	1,3	1 ~ 230	12,5	m³/h	0	2,4	3,6	4,8	6	7,2	9,6	12	14,4	15,6



## TABLE OF SIZES AND WEIGHTS

Model	Dimensions mm.								Weight kg
	A	B	C	D	E	F	DNA	DNM	
CPS 10 / DHR 45	445	225	155	65	190	232	1" 1/4	1"	18
CPS 10 / DHR 9-40	408	215	185	105	137	232	1" 1/2	1" 1/4	21,1